

DELUXE EXPANDED

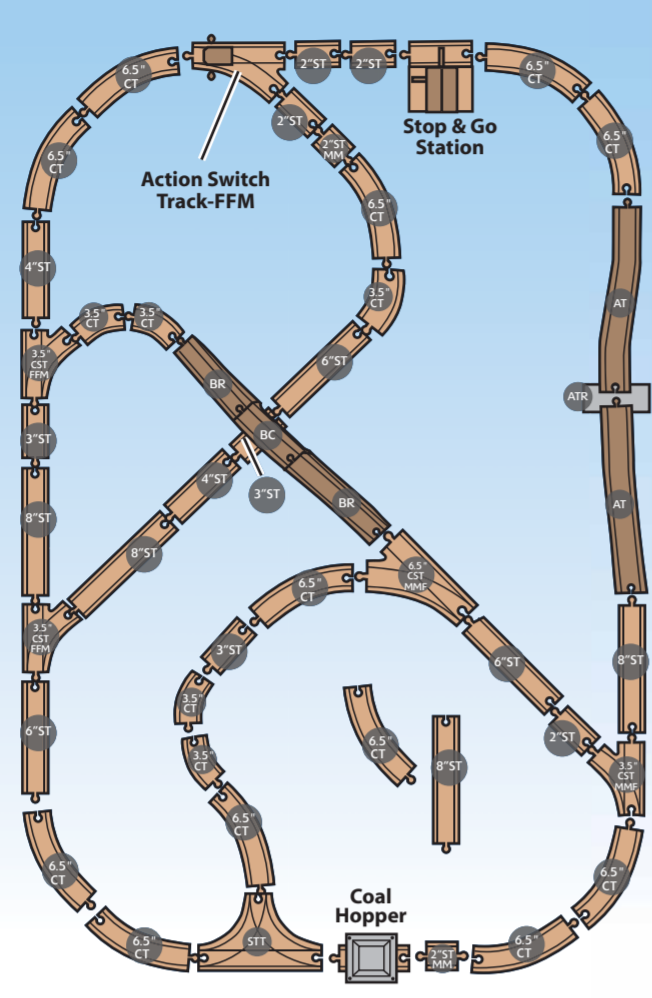
### COAL HOPPER FIGURE 8 SET



#### Which Includes:

- 1 x Stop & Go Station
- 2 x Bridge Riser
- 1 x Bridge Crossing
- 1 x Coal Hopper
- 4 x 2" Straight Track
- 3 x 3" Straight Track
- 2 x 4" Straight Track
- 3 x 6" Straight Track
- 3 x 8" Straight Track
- 5 x 3.5" Curved Track
- 11 x 6.5" Curved Track
- 1 x 3.5" Curved Switch Track-MMF
- 2 x 3.5" Curved Switch Track-FFM
- 1 x 6.5" Action Switch Track-MMF
- 1 x 6.5" Action Switch Track-FFM
- 1 x Switch T-Track-FFF
- 2 x 2" Track Adaptor-MM
- 2 x Ascending Track
- 1 x Ascending Track Riser

PIECES LEFT OVER:  
 1 x 6.5" Curved Track  
 1 x 8" Straight Track



#### Legend:

M=Male F=Female ST=Straight Track CT=Curved Track CST=Curved Switch Track ATR=Ascending Track Riser BR=Bridge Riser BC=Bridge Crossing AT=Ascending Track

DELUXE

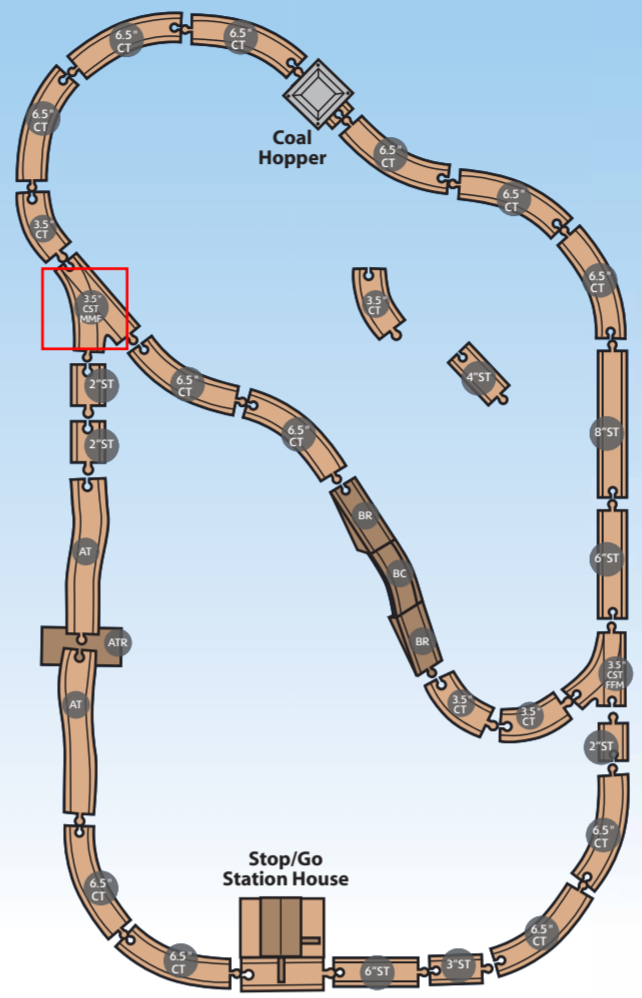
### COAL HOPPER FIGURE 8 SET



#### Which Includes:

- 2 x Ascending Track
- 1 x Ascending Track Riser
- 1 x Bridge Crossing
- 2 x Bridge Riser
- 1 x 3.5" MMF Curved Switch Track
- 1 x 3.5" FFM Curved Switch Track
- 12 x 6.5" Curved Track
- 3 x 3.5" Curved Track
- 3 x 2" Straight Track
- 1 x 3" Straight Track
- 2 x 6" Straight Track
- 1 x 8" Straight Track
- 1 x Coal Hopper
- 1 x Stop/Go Station House

PIECES LEFT OVER:  
 1 x 4" Straight Track  
 1 x 3.5" Curved Track



#### Legend:

M=Male F=Female ST=Straight Track AT=Ascending Track CT=Curved Track BC=Bridge Crossing BR= Bridge Riser

DELUXE

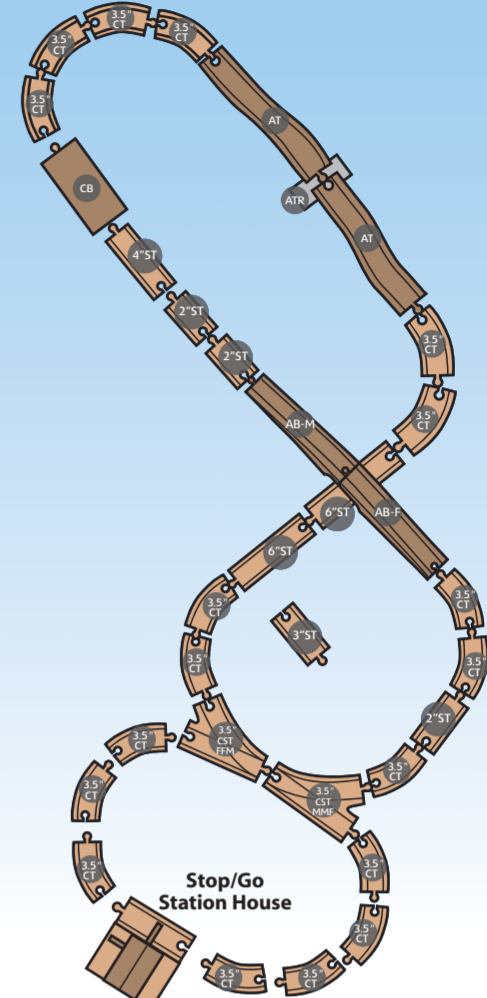
### 5-IN-1 UP AND AROUND SET



#### Which Includes:

- 1 x Ascending Bridge-M
- 1 x Ascending Bridge-F
- 2 x Ascending Track
- 1 x Ascending Track Riser
- 1 x Covered Bridge
- 1 x 3.5" MMF Curved Switch Track
- 1 x 3.5" FFM Curved Switch Track
- 18 x 3.5" Curved Track
- 3 x 2" Straight Track
- 1 x 4" Straight Track
- 2 x 6" Straight Track
- 1 x Stop/Go Station House

PIECES LEFT OVER:  
 1 x 3" Straight Track




#### Legend:

M=Male F=Female ST=Straight Track AT=Ascending Track CT=Curved Track CB= Covered Bridge AB=Ascending Bridge

DELUXE EXPANDED

### 5-IN-1 UP AND AROUND SET

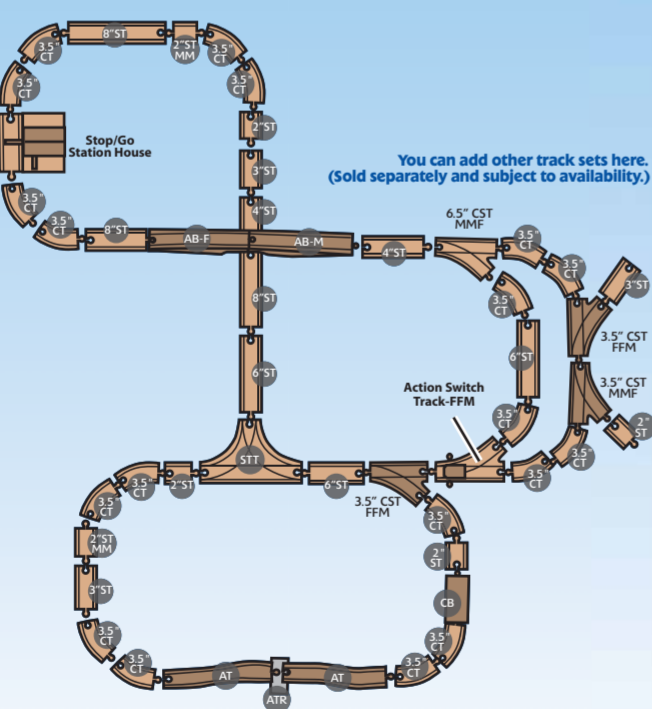


#### Which Includes:

- 1 x Ascending Bridge-F
- 1 x Ascending Bridge-M
- 1 x 6.5" Action Switch Track-FFM
- 2 x Ascending Track
- 1 x Ascending Track Riser
- 1 x Covered Bridge
- 2 x 3.5" Curved Switch Track-FFM
- 1 x 3.5" Curved Switch Track-MMF
- 1 x 6.5" Curved Switch Track-MMF
- 19 x 3.5" Curved Track
- 1 x Stop/Go Station House
- 4 x 2" Straight Track
- 2 x 2" Straight Track-MM
- 3 x 3" Straight Track
- 2 x 4" Straight Track
- 3 x 6" Straight Track
- 3 x 8" Straight Track
- 1 x Switch T-track-FFF

#### Legend:

M=Male F=Female ST=Straight Track AT=Ascending Track CT=Curved Track AB=Ascending Bridge CB=Covered Bridge STT=Switch T-track



## Expand the fun!

Y4088 Figure 8 Set Expansion Pack



Y4089 Straight & Curved Expansion Pack



Y4413 Deluxe Figure 8 Expansion Track Pack



Y4415 Quarry Mine Tunnel



Thomas the Tank Engine & Friends™  
 CREATED BY BRISTOL ALLCROFT

Based on the Railway Series by The Reverend W. Awdry.  
 ©2012 Gullane (Thomas) Limited. Thomas the Tank Engine & Friends and Thomas & Friends are trademarks of Gullane (Thomas) Limited.  
 ©2012 Mattel. All Rights Reserved. "and" designate U.S. trademarks of Mattel, except as noted. PRINTED IN CHINA. IMPRIMÉ EN CHINE. Mattel East Asia Ltd., Room 1106, South Tower, World Finance Centre, Harbour City, Tsimshatsui, HK, China.

For fun facts, games and more, visit:  
[www.thomasandfriends.com](http://www.thomasandfriends.com)

ID: Y4413-0920G1

CONSUMER ASSISTANCE  
 1-800-432-6431 (US & Canada)  
 1300 135 312 (Australia)  
[service.fisher-price.com](http://service.fisher-price.com)

Y4413

Fisher-Price

# THOMAS & FRIENDS

## WOODEN RAILWAY


### DELUXE FIGURE 8 EXPANSION TRACK PACK

# Builder's Guide

LANGUAGE : US English

ASST. NO. (-DASH): NA(-9993)  
 PART CODE: Y4413-0920G1  
 SOFTWARE: Illustrator CS5  
 COLOR PROFILE/LPI: GRACoL\_EPPC\_High Speed / 150 lpi  
 CS DATE:

GRAPHIC DESIGNER: Kary Li  
 PI ENGINEER: Rianne Wong  
 PROJECT ENGINEER: Ryan Ruan  
 CS VENDOR: lasik



9/28/2012 remark for G1  
 -updated Water Tower to Coal Hopper

NOTES TO PRINTER:  
 1) Proofs accurate for process color only. All spot colors must follow PMS Color Formula Guide or color swatch specified.  
 2) For any dieline or structure change, signed sample approval by MAPS engineer is required before mass printing.

PROOF APPROVAL  
 SIGN OFF (GRAPHIC):

DATE:

